

Cell3™ Target: Nexome

Clinically enhanced exome capture designed to detect SNVs, INDELS and CNVs in a single, clinical-grade assay

Highlights

Comprehensive clinically relevant content

Maximise your diagnostic yield with coverage of important clinical targets from the major genetic databases (RefSeq, CCDS, GenCode and ClinVar) including CNVs and non-coding regions associated with prenatal and postnatal disease.

Streamlined work low

Validate and run one workflow for all variants including SNVs, INDELS and CNVs in a single, clinical-grade assay giving you the confidence to replace your array and MLPA-based CNV analysis.

Robust calling of all variants

Confidently call SNVs, INDELS and CNVs with high recall and precision from as little as 10 ng of DNA, unlocking prenatal or limited samples without compromising on quality or robustness.

Maximise diagnostic yield without increasing sequencing costs

Call many more variants and increase your diagnostic yield without increasing the amount of sequence per sample.

Introduction

Current clinical cytogenomics workflows consist of multiple tests including Chromosomal Microarrays (CMA), Multiplex Ligation Probe Amplification (MLPA), fluorescent in situ hybridization (FISH) and next generation sequencing (NGS) Exome Sequencing. Undertaking multiple tests with different technologies increases associated test cost, time to result and has negative implications for the required amount of sample input and the cost to process a given sample.

Cell3 Target: Nexome is a clinically enhanced human exome capture panel enabling laboratories to detect all variants (SNVs, INDELS and CNVs) in a single, clinical-grade test, suitable for constitutional postnatal and prenatal analysis.

Combining our experience of exome panel design and input from experts in the field, Nexome has been augmented with baits for genes associated with prenatal and postnatal disease and additional pharmacogenomics (PGx) markers to maximize coverage of clinically relevant targets for constitutional genetics. Designed to cover exon level deletions and duplications as well as SNVs and INDELS, it provides an exome alternative to CMA and MLPA based CNV analysis.

Coverage of clinically relevant genes

Larger than most exome products, Cell3 Target: Nexome targets not only the protein coding regions of the human genome but clinically relevant non-coding regions and has probe enhancement to enable CNV detection at loci with known gene and exon level rearrangements. It is designed to offer excellent coverage of CCDS, GENCODE, RefSeq and ACMG73 databases (Figure 1) with enhanced probes for clinically relevant genes and CNV calling.

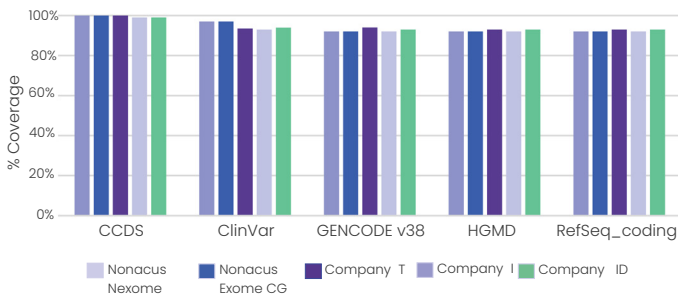


Figure 1: Coverage of different databases by Nexome compared to other commercially available kits.

The clinically enhanced regions include:

- Exon level deletions and duplications currently targeted by commercially available kits, such as MLPA, enabling SNV calling and CNV-detection in a single test
- Genes associated with prenatal phenotypes (fetal anomalies) for prenatal diagnosis
- Transcripts and extra exons associated with Early Infant Epileptic Encephalopathy (EIEE) genes for enhanced epilepsy diagnosis
- RefSeq transcripts across the OMIM morbid set of 4090 genes¹

As well as enhanced regions, the Nexome panel includes:

- Promoter, 5' and 3' UTR sequences for current OMIM morbid genes
- Non-coding, disease-causing variants^{2,3}
- Pharmacogenomic (PGx) markers for drug response prediction
- Sample tracking variants

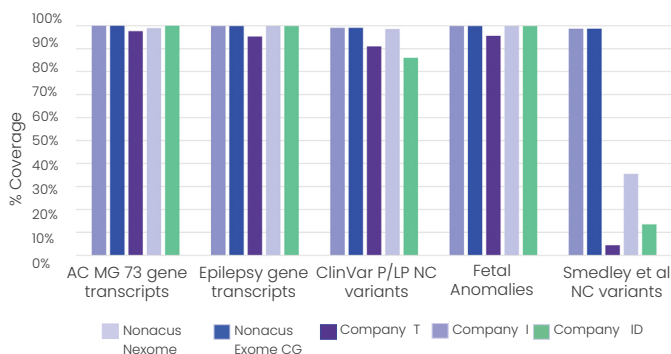


Figure 2: Coverage of targeted gene panels and variant sets by Nexome compared to other commercially available kits.

Precision and recall of SNVs and INDELS

Larger than most exome products, Cell3 Target: Nexome targets not only the protein coding regions of the human genome but clinically relevant non-coding regions and has probe enhancement to enable CNV detection at loci with known gene and exon level rearrangements. It is designed to offer excellent coverage of CCDS, GENCODE, RefSeq and ACMG73 databases (Figure 1) with enhanced probes for clinically relevant genes and CNV calling.

SNVs

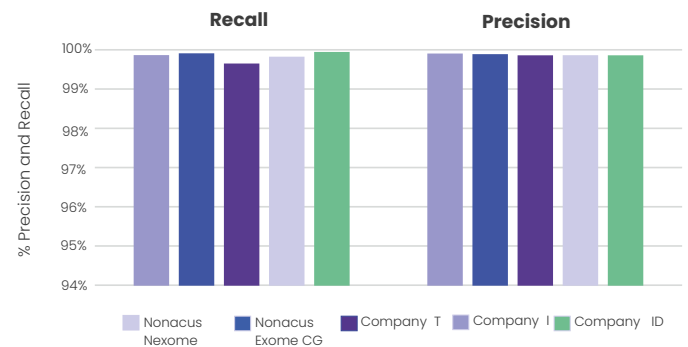


Figure 3a: Precision and recall of SNVs detected by Nexome and other commercially available exome panels.

Truth Variants

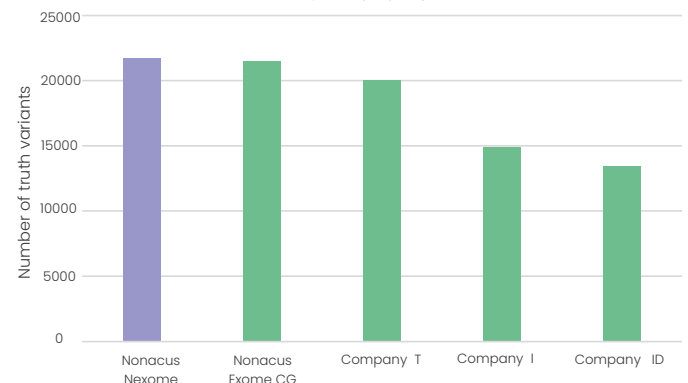


Figure 3b: Total number of truth variants (SNVs) detected by Nexome and other commercially available exome panels.

INDELS

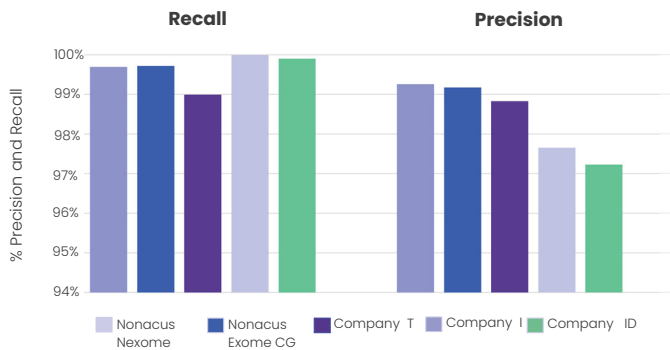


Figure 4a: Precision and recall of INDELS detected by Nexome and other commercially available exome panels.

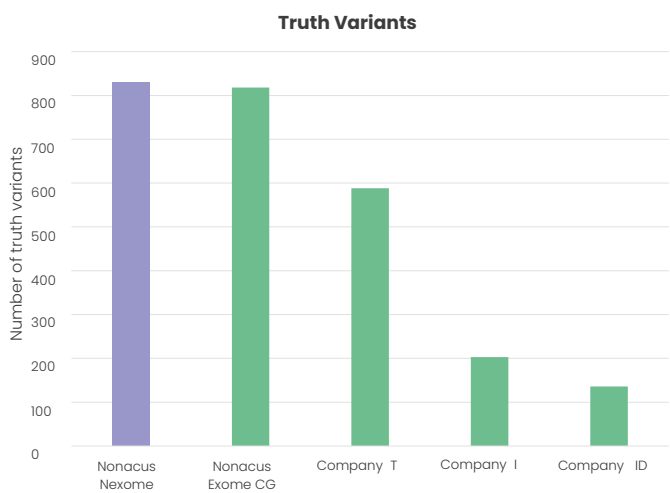


Figure 4b: Total number of truth variants (INDELS) detected by Nexome and other commercially available exome panels.

Reliable CNV Calling

Enhanced coverage across the whole panel means that Cell3 Target Nexome is capable of detecting CNVs with sizes spanning from just a few exons up to multiple contiguous genes (~100 bp–40 Mb); detection of clinically relevant events is achieved with superior precision and recall (Tables 1a and 1b).

Table 1a: Detection of MLPA-confirmed CNVs.

Affected Gene	CNV region	CNV size (bp)	CNV exons	CNV type	Bayes factor
FBN1	exons 29–65	74632	37	deletion	320.0
BRCA1	exons 1–23	77841	24	deletion	190.0
FBN1	exons 1–17	142063	18	deletion	300.0
BRCA1	exons 1–17	57876	18	deletion	200.0
BRCA1	exons 8–13	17956	6	deletion	40.4
BRCA1	exons 8–13	17956	6	deletion	82.4
BRCA2	exons 5–7	513	3	deletion	22.1
NSD1	exons 7–9	6034	3	deletion	34.5
FBN1	exons 60–62	3934	3	deletion	32.8
NSD1	exons 1–3	58095	3	deletion	54.8
BRCA2	exons 1–2	1054	2	deletion	28.3
BRCA1	exons 7–8	311	2	deletion	4.7
BRCA1	exons 8–9	1444	2	deletion	7.5
BRCA1	exon 16	211	1	deletion	14.5
BRCA1	exon 20	84	1	deletion	9.4

Table 1b: Detection of CMA-confirmed multi-gene CNVs.

CNV region	CNV size (Mb)	CNV genes	CNV type	Bayes factor
13q14.2q32.1	42.0	367	deletion	2410
4p16.3p15.2	22.9	339	deletion	4620
20q11.22q13.12	11.3	244	deletion	7000
7p14.1p11.2	15.9	182	deletion	5040
1p36.32	3.7	140	deletion	2710
22q11.21	2.0	83	deletion	2890
8q23.1q24.12	11.8	71	deletion	1330
22q11.21	2.2	64	duplication	1430
11p12p11.2	2.3	54	deletion	1240
7q11.23	1.4	38	deletion	2080
15q11.2	0.9	31	deletion	494
17p12	1.3	24	deletion	275
14q22.1	0.7	20	deletion	508
15q11.2	0.5	4	duplication	370
13q12.11	0.2	2	deletion	75

High on-target rates deliver more efficient sequencing

Despite being larger than other commercially available exome products, Cell3 Target: Nexome delivers >94% of on target reads. So, for approximately the same amount of sequence data generated per sample, users can detect many more clinically relevant variants

Ordering information

Product

Cell3 Target: Nexome (16 Sample: available as frag or non frag kit)

Cell3 Target: Nexome (96 Sample: available as frag or non frag kit)

Catalog No.

NGS_C3T_NEX_FR_16/NGS_C3T_NEX_NF_16

NGS_C3T_NEX_FR_96/NGS_C3T_NEX_NF_96

Nonacus Limited

Quinton Business Park
11 Ridgeway
Birmingham
B2 1AF

info@nonacus.com

© 2023 Nonacus Limited. For research use only. Not for use in diagnostic procedures.